



# Antelope



# Ant eater



# Avocado


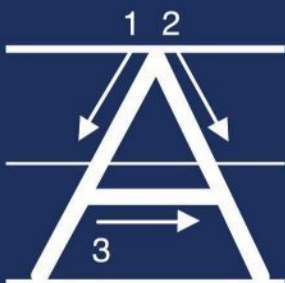


# Asparagus

Make the child

- Learn the picture-words and say the first sound of each picture-word.
- Trace the alphabet with finger and colour the circles that have the uppercase A and lowercase a.
- Colour the picture.

**TEACHING**  
*tips*







at  
Cat

Learn to read.



at  
Bat

Circle the alphabets that are found in the word "Cat".

w o **C** i p  
m **a** r **t** x

Example

Circle the word "Cat".

Apple **Cat**  
Actor Ant

Circle the alphabets that are found in the word "Bat".

u **B** c s q  
n a r t c


Circle the word "Bat".

Animal **Cat**  
Ant Bat

## TEACHING *tips*


- Encourage the children to understand the meaning, learn to read and remember the spelling of the words given in reading cards.
- Make the children practise writing these words in the “Mineral” Handwriting Series.
- Encourage the children to understand the meaning and remember the meaning of the words given in picture cards.
- Give an opportunity to each child to speak about the role of the given alphabet occupation in our society during circle time.
- Let the child show the appropriate action for the given action word.

English



Reading Cards

**Bat**



**Fat**

Alphabet Occupation

Action Word




Picture Cards

**Actor**



**Bark**



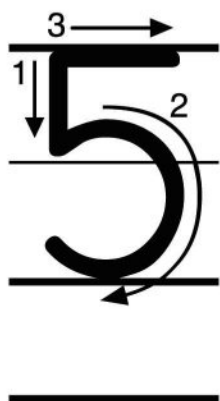


Trace with finger.




Number - 5

Colour the number.



Circle all the number 5's



Trace the number with pencil.




# More than...Less than.


Fill in the blanks with correct answer.




are **more than**



are **more than**



are **less than**



are **less than**



are ..... than



are ..... than



are ..... than



- \* Discuss about the importance/uses/significance of these places.
- \* Give an opportunity to each child to speak about these places.

## Places in Our Environment

Bridge



Beach





- \* Discuss about the importance of the following seasons.
- \* Give an opportunity to each child to correlate the given images with seasons.

## Seasons



### Summer



### Winter

